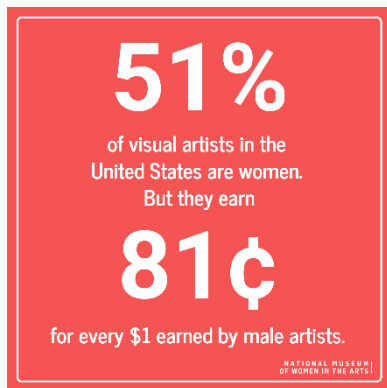


Infographic Sources

- Download graphics at nmwa.org/5WomenArtists/shareable-content
- Please credit National Museum of Women in the Arts and tag @WomenInTheArts when posting on social media.
- For more facts and figures about women in the arts, visit nmwa.org/get-facts



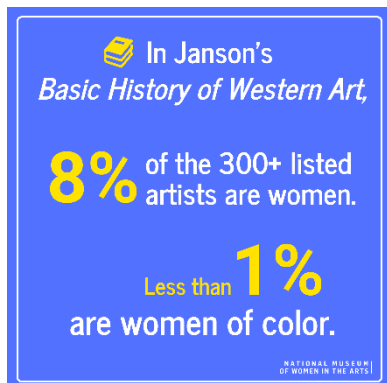
Infographic: 51% of visual artists in the US are women but they earn 81¢ for every \$1 earned by male artists

Source: National Endowment for the Arts. "Artists and Arts Workers in the United States: Findings from the American Community Survey (2005-2009) and the Quarterly Census of Employment and Wages (2010)," Washington, D.C., October, 2011.



Infographic: Of the 25 top selling women artists at auction from 2000 to 2017, there is only 1 woman artist of color, Julie Mehretu. There is a \$5 billion gap between the totals earned by the top male and female artists.

Source: Fabian Bocart, Marina Gertsberg, and Rachel A.J. Pownall, "[Glass Ceilings in the Art Market](#)," December 22, 2017.



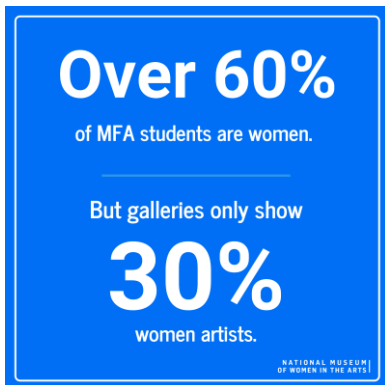
Infographic: In *Janson's Basic History of Western Art*, 8% of the 300+ artists in the index are women. Less than 1% are women of color.

Source: Penelope J. E. Davies, Frima Fox Hofrichter, Joseph Jacobs, Ann M. Roberts, and David L. Simon (2014) *Janson's Basic History of Western Art* (9th ed.). Boston, MA: Pearson




Infographic: Over 30 artists have been awarded the Turner Prize, only 9 are women artists. Lubaina Himid became the 1st woman artist of color to win—in 2017.

Sources: Turner Prize [website](#) and Benjamin Sutton, "[Lubaina Himid Becomes First Woman of Color To Win Turner Prize](#)," *Hyperallergic*, December 5, 2017.



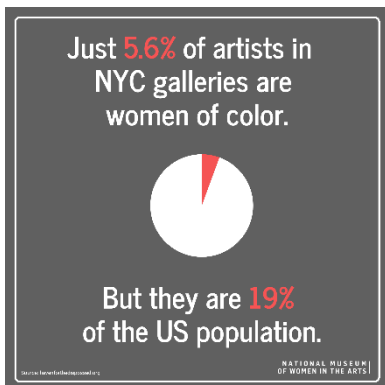
Infographic: Over 60% of MFA students are women. But galleries only show 30% women artists.

Sources: MFA students—Steinhauer, Jillian, "[Tallying Art World Inequality, One Gallery at a Time](#)," *Hyperallergic*, March 27, 2014. Gallery statistic in the article above and validated in the forthcoming Art Basel and UBS Global Art Market Report, as reported in [The Art Newspaper](#), January 25, 2019.




Infographic: Gender Representation at Venice Biennale, 2011–2017

Sources: Jen Lindblad, "[AO On Site Preview and Summary: 54th Venice Biennale 2011 Begins This Week](#)" *Art Observed*, May 30, 2011; Maura Reilly, "[Taking the Measure of Sexism: Facts, Figures, and Fixes](#)," *ARTnews* Special Issue "Women in the Art World," June 2015; and [Venice Biennale Artists by the Numbers](#), Artsy, May 3, 2017.



Infographic: Just 5.6% of artists in NYC galleries are women of color. But they are 19% of the US population.

Source: "[Art Statistics, 2016–2017](#)," Report of data produced by the "Arts in NYC" course taught at CUNY Guttman College by James Case-Leal, Spring 2017.



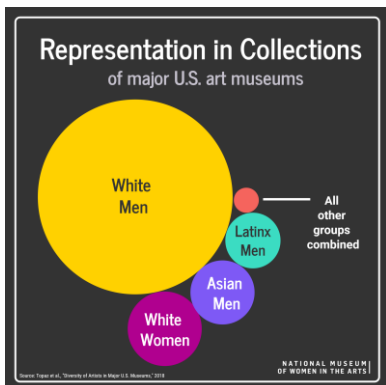
Infographic: The Four Glass Ceilings for Women Artists: Post-Art School, Emerging Artist, Established Artist, Superstar Artist

Source: Halperin, Julia, "[The 4 Glass Ceilings: How Women Artists Get Stuffed at Every Stage of Their Careers](#)," *artnet*, December 15, 2017.



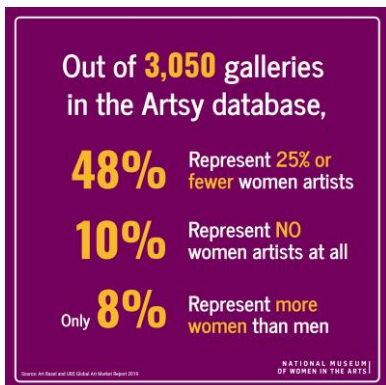
Infographic: A data analysis of 18 major U.S. art museums found their collections are 87% Male and 85% White.

Source: Topaz, Chad M. Bernhard Klingenberg, Daniel Turek, Brianna Heggeseth, Pamela Harris, Julie C. Blackwood, C. Ondine Chavoya, Steven Nelson, Kevin M. Murphy. "[Diversity of Artists in Major U.S. Museums](#)," Manuscript compiled June 25, 2018; preprint submitted Public Library of Science (PLOS) journal January 2019.



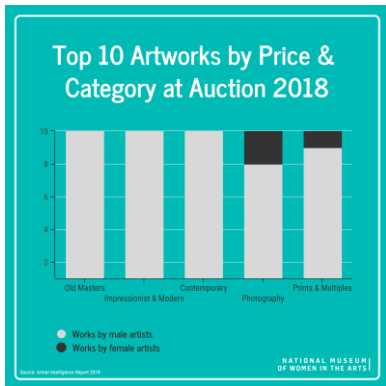
Infographic: Representation in Collections of major U.S. art museums. Proportions depicted: White men (75.7%), White women (10.8%), Asian men (7.5%), Latinx men (2.6%), and all other demographic groups combined (3.4%).

Source: Topaz, Chad M. Bernhard Klingenberg, Daniel Turek, Brianna Heggeseth, Pamela Harris, Julie C. Blackwood, C. Ondine Chavoya, Steven Nelson, Kevin M. Murphy. "[Diversity of Artists in Major U.S. Museums](#)," Manuscript compiled June 25, 2018; preprint submitted Public Library of Science (PLOS) journal January 2019.



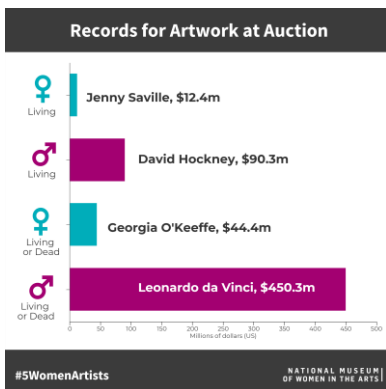
Infographic: Out of 3,050 galleries in the Artsy database, 48% represent 25% or fewer women artists; 10% represent no women artists at all; only 8% represent more women than men.

Source: Art Basel and UBS Global Art Market Report 2019, as reported in The Art Newspaper article, "[Gallery representation dwindles for 'established' female artists, new research finds](#)," January 25, 2019.



Infographic: Top 10 Artworks by Price and Category at Auction in 2018. Only the Photography and Prints/Multiples categories had top prices for works by women artists (2 and 1 women artists, respectively).

Source: Goldstein, Andrew, and Julia Halperin, [Artnet Intelligence Report 2018](#).



Infographic: All-Time Records for Individual Artworks at Auction, Artists Living or Dead.

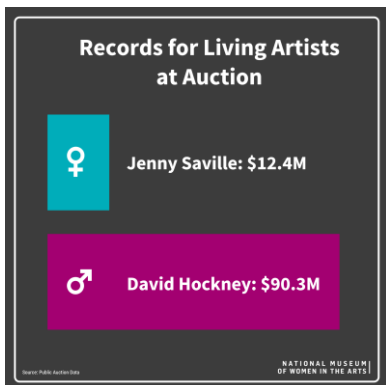
Source: Publicly available auction data



Infographic: All-Time Records for Individual Artworks at Auction.

Notes: Georgia O'Keeffe's *Jimson Weed/White Flower No. 1*, 1932 sold in 2014; Leonardo da Vinci's *Salvator Mundi*, c. 1500 sold in 2017.

Source: Publicly available auction data



Infographic: All-Time Records for Individual Artworks at Auction, artists living at the time of sale

Notes: David Hockney's *Portrait of an Artist* sold in 2018; Jenny Saville's *Propped* sold in 2018.

Source: Publicly available auction data